

## Above the Spectrum Academy 2020/2021 Fee Agreement

7:30 A.M.—5:30 P.M. Monday through Friday

Registration Fee -- \$100 per child  
(Non Refundable) paid to hold spot or annually by 08-01

Ages Served: 2 years - 12 years  
Annual Material Fee -- \$50.00 per child

**Fees: Full Time (Max 9 Hours Daily)**

2-3 Year Old	\$185.00 per week// \$801.00 Monthly
4-5 Year Old	\$180.00 per week// \$780.00 Monthly
6-12 Year Old	\$160.00 per week// \$694.00 Monthly
Before/After School (6-12 years)	\$100.00 per week// \$433.00 Monthly
After School Only	\$ 90.00 per week// \$390.00 Monthly

**Fees: Part Time (AM/PM Schedule Max 4 Hours) (AM- 8AM-12PM; PM 1PM-5PM)**

2-3 Year Old	\$100.00 per week// \$405.00 Monthly
4-5 Year Old	\$ 95.00 per week// \$395.00 Monthly
6-12 Year Old	\$ 90.00 per week// \$360.00 Monthly

\*\*\* Parents keep in mind your rate per child includes care for max of 9 hours daily for full time. Part time care is 4 hours daily either AM/PM schedule

- Base Rate maximum of 9 hours per day. Base Rates based Monday – Friday 7:30A.M.- 5:30 P.M We do not do daily drop in, each child must pay weekly base tuition for full time or part time to hold child space, no exceptions.
- LATE FEE (After 9 hours in care or 5:30 PM \$5 per minute after 5 minutes)
- Fees are due whether child is in attendance or not Rates are to hold spot in care no exceptions.
- All holidays will be charged at the regular rate. Closed yearly Christmas Week. Inclement weather days are free. (Storms, evacuations etc)
- Discounts:
  - 1) 3% discount for accounts that pay for the entire month in advance by the 3<sup>rd</sup> of each month.
  - 2) 5% discount to all clients who work for companies with 5+ families currently enrolled with up-to-date accounts.
  - 3) \$5.00 per week discount for each additional sibling currently enrolled full time in the program  
(The youngest child is always counted as the first child.)

**Fees are due in advance on Monday.** \$20.00 late payment convenience fee added if not paid by Tuesday 5 PM. \$5 maintenance/collection fee for each additional day not paid in full. Failure to pay on time may result in termination of services. \$35.00 fee added on all returned checks. Fees for two weeks will be added if a two week written notice is not given prior to your child leaving the. Above the Spectrum may seek collection of fees; clients may be required to pay a two week termination fee, and any collection costs and attorney’s fees incurred by Above the Spectrum to collect this amount. If Above the Spectrum Academy elects, it may immediately terminate all services provided by it including but not limited to the immediate dismissal of the children from its facility.

Child’s Name:	Schedule: (i.e. M-F 7-5)	Rate: (\$120.00 per wk)
_____	_____	_____
_____	_____	_____
_____	_____	_____
_____	_____	_____

*By signing below I am stating that I understand and agree to the terms of the above fee agreement. I also understand that the fees may increase between the date this agreement is signed and my guaranteed start date. In the event this happens, I agree to pay the new rates or forfeit my deposit and my child’s spot in the center. I further agree to pay all fees and late fees as stated above and any and all attorney fees, court costs and collection costs related to the collection of my account not to exceed 50% of my total account.*

PARENT’S SIGNATURE: \_\_\_\_\_ Social Security # \_\_\_\_\_ DATE: \_\_\_\_\_

PARENT’S SIGNATURE: \_\_\_\_\_ Social Security # \_\_\_\_\_ DATE: \_\_\_\_\_



## ADMISSION INFORMATION

**Purpose:** Use this form to collect all required information about a child enrolling in day care.

**Directions:** The day care provider gives this form to the child's parent or guardian. The parent or guardian completes the form in its entirety and returns it to the day care provider before the child's first day of enrollment. The day care provider keeps the form on file at the child care facility.

### GENERAL INFORMATION

Operation's Name:		Director's Name:	
Child's Full Name:	Child's Date of Birth:	Child Lives With: <input type="checkbox"/> Both parents <input type="checkbox"/> Mom <input type="checkbox"/> Dad <input type="checkbox"/> Guardian	
Child's Home Address:			
Date of Admission:		Date of Withdrawal:	
Name of Parent or Guardian Completing Form:		Address of Parent or Guardian (if different from the child's):	
List telephone numbers below where parents/guardian may be reached while child is in care.			
Parent 1 Telephone No.	Parent 2 Telephone No.	Guardian's Telephone No.	Custody Documents on File: <input type="checkbox"/> Yes <input type="checkbox"/> No
Give the name, address, and phone number of the responsible individual <b>to call</b> in case of an emergency if parents/guardian cannot be reached:			Relationship:
I authorize the child care operation <b>to release</b> my child to leave the child care operation <b>ONLY</b> with the following persons. Please list name and telephone number for each. Children will only be released to a parent or guardian or to a person designated by the parent/guardian after verification of ID.			
Name and Phone Number:	Name and Phone Number:	Name and Phone Number:	

### CONSENT INFORMATION

<b>CHECK ALL THAT APPLY:</b>
<b>1. TRANSPORTATION</b> I give consent for my child to be transported and supervised by the operation's employees: <input type="checkbox"/> for emergency care <input type="checkbox"/> on field trips <input type="checkbox"/> to and from home <input type="checkbox"/> to and from school
<b>2. FIELD TRIPS</b> <input type="checkbox"/> I give consent for my child to participate in field trips. <input type="checkbox"/> I <b>do not</b> give consent for my child to participate in field trips. <b>Comments:</b>
<b>3. WATER ACTIVITIES</b> I give consent for my child to participate in the following water activities: <input type="checkbox"/> water table play <input type="checkbox"/> sprinkler play <input type="checkbox"/> splashing/wading pools <input type="checkbox"/> swimming pools <input type="checkbox"/> aquatic playgrounds

**CONSENT INFORMATION**

**CHECK ALL THAT APPLY:**

**4. RECEIPT OF WRITTEN OPERATIONAL POLICIES**

I acknowledge receipt of the facility's operational policies, including those for:

<input type="checkbox"/> Discipline and guidance	<input type="checkbox"/> Procedures for release of children
<input type="checkbox"/> Suspension and expulsion	<input type="checkbox"/> Illness and exclusion criteria
<input type="checkbox"/> Emergency plans	<input type="checkbox"/> Procedures for dispensing medications
<input type="checkbox"/> Procedures for conducting health checks	<input type="checkbox"/> Immunization requirements for children
<input type="checkbox"/> Safe sleep	<input type="checkbox"/> Meals and food service practices
<input type="checkbox"/> Procedures for parents to discuss concerns with the director	<input type="checkbox"/> Procedures to visit the center without securing prior approval
<input type="checkbox"/> Procedures for parents to participate in operation activities	<input type="checkbox"/> Procedures for parents to contact Child Care Licensing, DFPS, Child Abuse Hotline, and DFPS website

**5. MEALS**

I understand that the following meals will be served to my child while in care:

None    Breakfast    Morning snack    Lunch    Afternoon snack    Supper    Evening snack

**6. DAYS AND TIMES IN CARE**

My child is normally in care on the following days and times:

<b>Day of the Week</b>	<b>AM</b>	<b>PM</b>
Monday		
Tuesday		
Wednesday		
Thursday		
Friday		
Saturday		
Sunday		

**AUTHORIZATION FOR EMERGENCY MEDICAL ATTENTION**

In the event I cannot be reached to make arrangements for emergency medical care, I authorize the person in charge to take my child to:

Name of Physician:	Address:	Phone Number:
Name of Emergency Care Facility:	Address:	Phone Number:

I give consent for the facility to secure any and all necessary emergency medical care for my child.

Signature - Parent or Legal Guardian

**CHILD'S ADDITIONAL INFORMATION SECTION**

List any special needs that your child may have, such as environmental allergies, food intolerances, existing illness, previous serious illness, injuries and hospitalizations during the past 12 months, any medication prescribed for long-term continuous use, and any other information which caregivers should be aware of:

Does your child have diagnosed food allergies? Yes  No  Plan submitted on:

Child day care operations are public accommodations under the Americans with Disabilities Act (ADA), Title III. If you believe that such an operation may be practicing discrimination in violation of Title III, you may call the ADA Information Line at (800) 514-0301 (voice) or (800) 514-0383 (TTY).

Signature - Parent or Legal Guardian:

Date Signed:

**SCHOOL AGE CHILDREN**

My child attends the following school:

Name of School:

School Phone Number:

My child has permission to (check all that apply):

walk to or from school or home  ride a bus  be released to the care of his/her sibling under 18 years old

Authorized pick up/drop off locations other than the child's address:

**ADMISSION REQUIREMENT**

If your child does not attend pre-kindergarten or school away from the child care operation, one of the following must be presented when your child is admitted to the child care operation or within one week of admission.

Please check only one option:

1.  HEALTH CARE PROFESSIONAL'S STATEMENT: I have examined the above named child within the past year and find that he or she is able to take part in the day care program.

Health Care Professional's Signature:

Date Signed:

2.  A signed and dated copy of a health care professional's statement is attached.

3.  Medical diagnosis and treatment conflict with the tenets and practices of a recognized religious organization, which I adhere to or am a member of. I have attached a signed and dated affidavit stating this.

4.  My child has been examined within the past year by a health care professional and is able to participate in the day care program. Within 12 months of admission, I will obtain a health care professional's signed statement and submit it to the child care operation.

Name and Address of Health Care Professional:

Signature - Parent or Legal Guardian:

Date Signed:

### REQUIREMENTS FOR EXCLUSION

- I have attached a signed and dated affidavit stating that I decline immunizations for reason of conscience, including religious belief, on the form described by Section 161.0041 Health and Safety Code submitted no later than the 90<sup>th</sup> day after the affidavit is notarized.
- I have attached a signed and dated affidavit stating that the vision or hearing screening conflicts with the tenets or practices of a church or religious denomination that I am an adherent or member of.

### VISION EXAM RESULTS

R 20/	L 20/	<input type="checkbox"/> Pass	<input type="checkbox"/> Fail
Signature:		Date Signed:	

### HEARING EXAM RESULTS

Ear	1000 Hz	2000 Hz	4000 Hz	Pass or Fail
Right				<input type="checkbox"/> Pass <input type="checkbox"/> Fail
Left				<input type="checkbox"/> Pass <input type="checkbox"/> Fail
Signature:			Date Signed:	

### VACCINE INFORMATION

The following vaccines require multiple doses over time. Please provide the date your child received *each dose*.

Vaccine	Vaccine Schedule	Dates Child Received Vaccine
Hepatitis B	Birth (first dose) 1-2 months (second dose) 6-18 months (third dose)	
Rotavirus	2 months (first dose) 4 months (second dose) 6 months (third dose)	
Diphtheria, Tetanus, Pertussis	2 months (first dose) 4 months (second dose) 6 months (third dose) 15-18 months (fourth dose) 4-6 years (fifth dose)	
Haemophilus Influenza Type B	2 months (first dose) 4 months (second dose) 6 months (third dose) 12-15 months (fourth dose)	

**VACCINE INFORMATION**

The following vaccines require multiple doses over time. Please provide the date your child received *each dose*.

Vaccine	Vaccine Schedule	Dates Child Received Vaccine	
Pneumococcal	2 months (first dose) 4 months (second dose) 6 months (third dose) 12-15 months (fourth dose)		
Inactivated Poliovirus	2 months (first dose) 4 months (second dose) 6-18 months (third dose) 4-6 years (fourth dose)		
Influenza	Yearly, starting at 6 months. Two doses given at least four weeks apart are recommended for children who are getting the vaccine for the first time and for some other children in this age group.		
Measles, Mumps, Rubella	12-15 months (first dose) 4-6 years (second dose)		
Varicella	12-15 months (first dose) 4-6 years (second dose)		
Hepatitis A	12-23 months (first dose) The second dose should be given 6 to 18 months after the first dose.		

**PHYSICIAN OR PUBLIC HEALTH PERSONNEL VERIFICATION**

Signature or stamp of a physician or public health personnel verifying immunization information above:

Signature :

Date Signed:

**VARICELLA (CHICKENPOX)**

Varicella (chickenpox) vaccine is not required if your child has had chickenpox disease. If your child has had chickenpox, please complete the statement: My child had varicella disease (chickenpox) on or about (date) and does not need varicella vaccine.

Parent's Signature:

Date Signed:

**ADDITIONAL INFORMATION REGARDING IMMUNIZATIONS**

For additional information regarding immunizations, visit the Texas Department of State Health Services' website at [www.dshs.state.tx.us/immunize/public.shtm](http://www.dshs.state.tx.us/immunize/public.shtm).

**TB TEST (IF REQUIRED)**

<input type="checkbox"/> Positive	<input type="checkbox"/> Negative	Date:	
-----------------------------------	-----------------------------------	-------	--

**GANG FREE ZONE**

Under the Texas Penal Code, any area within 1,000 feet of a child care center is a gang-free zone, where criminal offenses related to organized criminal activity are subject to harsher penalties.

**PRIVACY STATEMENT**

DFPS values your privacy. For more information, read our Privacy and Security Policy online at <http://www.dfps.state.tx.us/policies/privacy.asp>.

**SIGNATURES**

Child's Parent or Legal Guardian:  <b>X</b>	Date Signed:	
Center Designee:  <b>X</b>	Date Signed:	

Name: \_\_\_\_\_ D.O.B.: \_\_\_\_\_

Allergic to: \_\_\_\_\_

 Weight: \_\_\_\_\_ lbs. Asthma:  **Yes (higher risk for a severe reaction)**  **No**

 PLACE  
 PICTURE  
 HERE

**NOTE: Do not depend on antihistamines or inhalers (bronchodilators) to treat a severe reaction. USE EPINEPHRINE.**
**Extremely reactive to the following allergens:** \_\_\_\_\_

THEREFORE:

- If checked, give epinephrine immediately if the allergen was **LIKELY** eaten, for **ANY** symptoms.
- If checked, give epinephrine immediately if the allergen was **DEFINITELY** eaten, even if no symptoms are apparent.

FOR ANY OF THE FOLLOWING:  
**SEVERE SYMPTOMS**


**LUNG**

Shortness of breath, wheezing, repetitive cough


**HEART**

Pale or bluish skin, faintness, weak pulse, dizziness


**THROAT**

Tight or hoarse throat, trouble breathing or swallowing


**MOUTH**

Significant swelling of the tongue or lips


**SKIN**

Many hives over body, widespread redness


**GUT**

Repetitive vomiting, severe diarrhea


**OTHER**

Feeling something bad is about to happen, anxiety, confusion

**OR A COMBINATION**  
 of symptoms from different body areas.

1. **INJECT EPINEPHRINE IMMEDIATELY.**
2. **Call 911.** Tell emergency dispatcher the person is having anaphylaxis and may need epinephrine when emergency responders arrive.
  - Consider giving additional medications following epinephrine:
    - » Antihistamine
    - » Inhaler (bronchodilator) if wheezing
  - Lay the person flat, raise legs and keep warm. If breathing is difficult or they are vomiting, let them sit up or lie on their side.
  - If symptoms do not improve, or symptoms return, more doses of epinephrine can be given about 5 minutes or more after the last dose.
  - Alert emergency contacts.
  - Transport patient to ER, even if symptoms resolve. Patient should remain in ER for at least 4 hours because symptoms may return.

## MILD SYMPTOMS


**NOSE**

Itchy or runny nose, sneezing


**MOUTH**

Itchy mouth


**SKIN**

A few hives, mild itch


**GUT**

Mild nausea or discomfort

FOR MILD SYMPTOMS FROM MORE THAN ONE SYSTEM AREA, GIVE EPINEPHRINE.

FOR MILD SYMPTOMS FROM A SINGLE SYSTEM AREA, FOLLOW THE DIRECTIONS BELOW:

1. Antihistamines may be given, if ordered by a healthcare provider.
2. Stay with the person; alert emergency contacts.
3. Watch closely for changes. If symptoms worsen, give epinephrine.

## MEDICATIONS/DOSES

Epinephrine Brand or Generic: \_\_\_\_\_

 Epinephrine Dose:  0.1 mg IM  0.15 mg IM  0.3 mg IM

Antihistamine Brand or Generic: \_\_\_\_\_

Antihistamine Dose: \_\_\_\_\_

Other (e.g., inhaler-bronchodilator if wheezing): \_\_\_\_\_

PATIENT OR PARENT/GUARDIAN AUTHORIZATION SIGNATURE

DATE

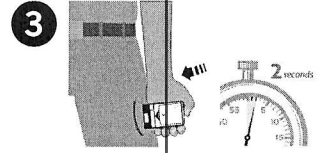
PHYSICIAN/HCP AUTHORIZATION SIGNATURE

DATE



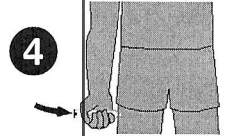
## HOW TO USE AUVI-Q® (EPINEPHRINE INJECTION, USP), KALEO

1. Remove Auvi-Q from the outer case. Pull off red safety guard.
2. Place black end of Auvi-Q against the middle of the outer thigh.
3. Press firmly until you hear a click and hiss sound, and hold in place for 2 seconds.
4. Call 911 and get emergency medical help right away.



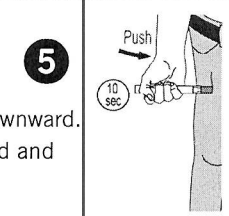
## HOW TO USE EPIPEN®, EPIPEN JR® (EPINEPHRINE) AUTO-INJECTOR AND EPINEPHRINE INJECTION (AUTHORIZED GENERIC OF EPIPEN®), USP AUTO-INJECTOR, MYLAN AUTO-INJECTOR, MYLAN

1. Remove the EpiPen® or EpiPen Jr® Auto-Injector from the clear carrier tube.
2. Grasp the auto-injector in your fist with the orange tip (needle end) pointing downward. With your other hand, remove the blue safety release by pulling straight up.
3. Swing and push the auto-injector firmly into the middle of the outer thigh until it 'clicks'. Hold firmly in place for 3 seconds (count slowly 1, 2, 3).
4. Remove and massage the injection area for 10 seconds. Call 911 and get emergency medical help right away.



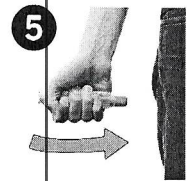
## HOW TO USE IMPAX EPINEPHRINE INJECTION (AUTHORIZED GENERIC OF ADRENALICK®), USP AUTO-INJECTOR, AMNEAL PHARMACEUTICALS

1. Remove epinephrine auto-injector from its protective carrying case.
2. Pull off both blue end caps: you will now see a red tip. Grasp the auto-injector in your fist with the red tip pointing downward.
3. Put the red tip against the middle of the outer thigh at a 90-degree angle, perpendicular to the thigh. Press down hard and hold firmly against the thigh for approximately 10 seconds.
4. Remove and massage the area for 10 seconds. Call 911 and get emergency medical help right away.



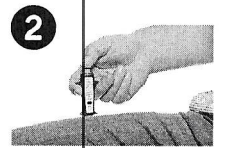
## HOW TO USE TEVA'S GENERIC EPIPEN® (EPINEPHRINE INJECTION, USP) AUTO-INJECTOR, TEVA PHARMACEUTICAL INDUSTRIES

1. Quickly twist the yellow or green cap off of the auto-injector in the direction of the "twist arrow" to remove it.
2. Grasp the auto-injector in your fist with the orange tip (needle end) pointing downward. With your other hand, pull off the blue safety release.
3. Place the orange tip against the middle of the outer thigh at a right angle to the thigh.
4. Swing and push the auto-injector firmly into the middle of the outer thigh until it 'clicks'. Hold firmly in place for 3 seconds (count slowly 1, 2, 3).
5. Remove and massage the injection area for 10 seconds. Call 911 and get emergency medical help right away.



## HOW TO USE SYMJEPI™ (EPINEPHRINE INJECTION, USP)

1. When ready to inject, pull off cap to expose needle. Do not put finger on top of the device.
2. Hold SYMJEPI by finger grips only and slowly insert the needle into the thigh. SYMJEPI can be injected through clothing if necessary.
3. After needle is in thigh, push the plunger all the way down until it clicks and hold for 2 seconds.
4. Remove the syringe and massage the injection area for 10 seconds. Call 911 and get emergency medical help right away.
5. Once the injection has been administered, using one hand with fingers behind the needle slide safety guard over needle.



## ADMINISTRATION AND SAFETY INFORMATION FOR ALL AUTO-INJECTORS:

1. Do not put your thumb, fingers or hand over the tip of the auto-injector or inject into any body part other than mid-outer thigh. In case of accidental injection, go immediately to the nearest emergency room.
2. If administering to a young child, hold their leg firmly in place before and during injection to prevent injuries.
3. Epinephrine can be injected through clothing if needed.
4. Call 911 immediately after injection.

## OTHER DIRECTIONS/INFORMATION (may self-carry epinephrine, may self-administer epinephrine, etc.):

Treat the person before calling emergency contacts. The first signs of a reaction can be mild, but symptoms can worsen quickly.

### EMERGENCY CONTACTS — CALL 911

RESCUE SQUAD: \_\_\_\_\_  
 DOCTOR: \_\_\_\_\_ PHONE: \_\_\_\_\_  
 PARENT/GUARDIAN: \_\_\_\_\_ PHONE: \_\_\_\_\_

### OTHER EMERGENCY CONTACTS

NAME/RELATIONSHIP: \_\_\_\_\_ PHONE: \_\_\_\_\_  
 NAME/RELATIONSHIP: \_\_\_\_\_ PHONE: \_\_\_\_\_  
 NAME/RELATIONSHIP: \_\_\_\_\_ PHONE: \_\_\_\_\_

## PARENTAL REQUEST FOR A FLUID MILK SUBSTITUTION FOR CHILDREN IN CHILD CARE

NAME OF AGENCY	NAME OF SITE	SITE TELEPHONE NUMBER
CHILD'S NAME		DATE OF BIRTH
NAME OF PARENT/LEGAL GUARDIAN		TELEPHONE NUMBER  (     )
<p>The above listed child does not have a disability, but the parent or legal guardian is requesting a fluid milk substitute due to a medical or other special dietary need. This form is not intended to accommodate children who drink fluid milk substitutions such as soymilk due to taste preferences. The childcare agency has the discretion to select a specific brand of milk substitute since acceptable products must meet specified nutrient requirements. Juice cannot be offered as a fluid milk substitute for children with medical or special dietary needs that <b>do not</b> rise to the level of a disability.</p> <p>This written statement will remain in effect until the parent or legal guardian revokes such statement or until the childcare agency discontinues the fluid milk substitution option. Childcare agencies participating in federal nutrition programs are encouraged, but not required, to accommodate reasonable requests. <b>The child's parent or legal guardian must sign this form.</b></p>		
MEDICAL OR OTHER SPECIAL DIETARY NEED REQUIRING A FLUID MILK SUBSTITUTION		
SIGNATURE OF PARENT/LEGAL GUARDIAN	PRINTED NAME OF PARENT/LEGAL GUARDIAN	DATE

The information on this form should be updated, as needed, to reflect the current medical and/or nutritional needs of the child.

## U.S. DEPARTMENT OF AGRICULTURE NONDISCRIMINATION STATEMENT

The U.S. Department of Agriculture (USDA) prohibits discrimination against its customers, employees, and applicants for employment on the bases of race, color, national origin, age, disability, sex, gender identity, religion, reprisal and, where applicable, political beliefs, marital status, familial or parental status, sexual orientation, or if all or part of an individual's income is derived from any public assistance program, or protected genetic information in employment or in any program or activity conducted or funded by the Department. (Not all prohibited bases will apply to all programs and/or employment activities.)

If you wish to file a Civil Rights program complaint of discrimination, complete the USDA Program Discrimination Complaint Form, found online at [http://www.ascr.usda.gov/complaint\\_filing\\_cust.html](http://www.ascr.usda.gov/complaint_filing_cust.html), or at any USDA office, or call (866) 632-9992 to request the form. You may also write a letter containing all of the information requested in the form. Send your completed complaint form or letter to us by mail at U.S. Department of Agriculture, Director, Office of Adjudication, 1400 Independence Avenue, S.W., Washington, D.C. 20250-9410, by fax (202) 690-7442 or email at [program.intake@usda.gov](mailto:program.intake@usda.gov).

Individuals who are deaf, hard of hearing, or have speech disabilities and wish to file either an EEO or program complaint please contact USDA through the Federal Relay Service at (800) 877-8339 or (800) 845-6136 (in Spanish).

Persons with disabilities who wish to file a program complaint, please see information above on how to contact us by mail directly or by email. If you require alternative means of communication for program information (e.g., Braille, large print, audiotape, etc.) please contact USDA's TARGET Center at (202) 720-2600 (voice and TDD).

USDA is an equal opportunity provider and employer.

Please note: The protected classes for the Child and Adult Care Food Program are race, color, national origin, age, sex, and disability.

# Discipline and Guidance Policy for \_\_\_\_\_

Name of Operation

- ◆ Discipline must be:
  - (1) Individualized and consistent for each child;
  - (2) Appropriate to the child's level of understanding; and
  - (3) Directed toward teaching the child acceptable behavior and self-control.
  
- ◆ A caregiver may only use positive methods of discipline and guidance that encourage self-esteem, self-control, and self-direction, which include at least the following:
  - (1) Using praise and encouragement of good behavior instead of focusing only upon unacceptable behavior;
  - (2) Reminding a child of behavior expectations daily by using clear, positive statements;
  - (3) Redirecting behavior using positive statements; and
  - (4) Using brief supervised separation or time out from the group, when appropriate for the child's age and development, which is limited to no more than one minute per year of the child's age.
  
- ◆ There must be no harsh, cruel, or unusual treatment of any child. The following types of discipline and guidance are prohibited:
  - (1) Corporal punishment or threats of corporal punishment;
  - (2) Punishment associated with food, naps, or toilet training;
  - (3) Pinching, shaking, or biting a child;
  - (4) Hitting a child with a hand or instrument;
  - (5) Putting anything in or on a child's mouth;
  - (6) Humiliating, ridiculing, rejecting, or yelling at a child;
  - (7) Subjecting a child to harsh, abusive, or profane language;
  - (8) Placing a child in a locked or dark room, bathroom, or closet with the door closed;and
  - (9) Requiring a child to remain silent or inactive for inappropriately long periods of time for the child's age.

Texas Administrative Code, Title 40, Chapters 746 and 747, Subchapters L, Discipline and Guidance

My signature verifies I have read and received a copy of this discipline and guidance policy.

\_\_\_\_\_  
Signature

\_\_\_\_\_  
Date

Check one please:

- parent       employee/caregiver       household member of child-care home

**Acknowledgement**

I, \_\_\_\_\_ Parent of \_\_\_\_\_

Have read the Parent Handbook. I do understand and agree to all policies therein.

\_\_\_\_\_

\_\_\_\_\_

Parent's Signature

Date

**Photo Release**

Niklem Kids Academy would like to share photos of your children on our website/social media pages. Please sign below if you give permission for your child's picture to be used for Niklem Kids Academy displays and projects.

I, \_\_\_\_\_ parent of \_\_\_\_\_

Agree to the use of photos taken of my child (names will not be used) for Niklem Kids Academy websites/social media, displays and projects.

\_\_\_\_\_

\_\_\_\_\_

Parent's Signature

Date

**Medication Agreement**

Niklem Kids Academy is equipped with simple first aid supplies. If a child has a minor accident, the staff will provide appropriate first aid to the child. Please complete the following:

\_\_\_ Yes, I give permission for the Center staff to apply the following medications or other products on my child \_\_\_\_\_'s skin. (All products used will be a generic brand)

***Please initial by each product you approve***

\_\_\_\_\_ Hydrogen peroxide

\_\_\_\_\_ Antibacterial Ointment

\_\_\_\_\_ Anti-Itch Cream

\_\_\_\_\_ Hydrocortisone Cream

\_\_\_\_\_ Sun Screen

\_\_\_\_\_ Mosquito Repellent

\_\_\_ No, I do not give permission for the Center staff to apply any first aid medications or other products on my child's skin.

\_\_\_\_\_

\_\_\_\_\_

Parent's Signature

Date

NEW  UPDATE  DROP IN

Institution Name: Cool Kids CCEN Agreement Number: 02127

Facility/Provider Name: \_\_\_\_\_

**Child and Adult Care Food Program (CACFP)  
Participant Enrollment Form**

Your day care facility participates in the U.S. Department of Agriculture (USDA) Child and Adult Care Food Program (CACFP). The enrolled participant will receive nutritious meals and snacks at no cost to you. CACFP needs verification of enrollment for each participant in this facility. Please fill out the parent/guardian section of this form, sign it and return it to the above facility/provider. Provide information for one participant per section. **(In order for the institution to receive reimbursement for meals served/claimed, this form must be completed for each enrolled participant annually.)**

Parent/Guardian Please Complete:

**Participant's (Child) Name:** \_\_\_\_\_ **Date of Birth:** \_\_\_\_\_ **Age:** \_\_\_\_\_

Sex:  Male  Female **Date participant enrolled in the facility:** \_\_\_\_\_

Food Allergies:  Yes  No If "yes" specify: \_\_\_\_\_

*(If the participant cannot be served the CACFP Meal Pattern, a statement from the participant's Health Care Provider must be provided.)*

Check Days of Normal Care at facility:  Sunday  Monday  Tuesday  Wednesday  Thursday  Friday  Saturday

Check meals normally eaten at facility:  Breakfast  AM Snack  Lunch  PM Snack  Supper  Evening Snack

Please list the normal times of arrival and departure (check am or pm): **Arrive:** \_\_\_\_\_  am  pm **Depart:** \_\_\_\_\_  am  pm

RACE OF PARTICIPANT: You are NOT required to answer this question.

- White  Black or African American  America Indian/Alaska Native  
 Asian  Native Hawaiian or Other Pacific Islander

ETHNIC IDENTITY: You are NOT required to answer this question.

- Hispanic or Latino  Not Hispanic or Latino

**If participant is an infant (0-11 months), please complete this box. Check all applicable choice(s) below:**

This institution/facility offers \_\_\_\_\_ formula for infants through CACFP. It is your choice  
(To be completed by facility/provider)  
 whether or not to use this formula based on your infant's needs. Baby foods provided by the institution/facility must be in compliance with the infant meal pattern as required by 7CFR 226.20.

Please mark your preference (choose all that apply)	Today's Date	Today's Date	Today's Date
	Birth - 3 months	4 - 7 months	8 - 11 months
I will bring expressed breastmilk for my infant.			
I want the provider to provide the infant formula for my infant.			
I will bring the infant formula for my infant. Please list the kind of infant formula you will bring.			

According to CACFP requirements, in order to claim meals for reimbursement, the provider must provide infant cereal and other foods when your infant is developmentally ready to accept them.

Please mark your preference	Today's Date	Today's Date
	4 - 7 months	8 - 11 months
I want the provider to provide the infant cereal and other foods for my		
I will bring the infant cereal and/or other foods for my infant.		

*Note to parents who are getting formula through the WIC Program: Your baby is eligible to get formula from this child care institution/facility as well as from the WIC Program. It is your decision which formula you want your baby to use when she/he is at child care. If you find you are getting more formula than your baby needs, you may wish to talk with your WIC nutritionist or your child care provider.*

I hereby certify the information given on this sheet is true and correct to the best of my knowledge. I also certify that I was given CACFP Meal Benefits Income Eligibility Form Letter to Household, the WIC information, Building for the Future Flyers, Civil Rights Appeals Procedures.

Parent/Guardian Signature: \_\_\_\_\_ Date: \_\_\_\_\_

Print Name: \_\_\_\_\_

Address: \_\_\_\_\_ City: \_\_\_\_\_ State: \_\_\_\_\_ Zip Code: \_\_\_\_\_

Home Telephone Number: \_\_\_\_\_ Date Dropped: \_\_\_\_\_

Work Telephone Number: \_\_\_\_\_ Emergency Telephone Number: \_\_\_\_\_

In accordance with Federal Law and U.S. Department of Agriculture policy, this institution is prohibited from discriminating on the basis of race, color, national origin, sex, age, or disability. To file a complaint of discrimination, write USDA Director Office of Adjudication and Compliance, 1400 Independence Avenue SW, Washington, DC 20250-9401 or call (866) 632-9992, (202) 260-1026 or (202) 401-0216 (TDD). This institution is an equal opportunity provider and employer.



## CACFP MEAL BENEFIT INCOME ELIGIBILITY FORM (Child Care)

**Part 1. All Household Members**

Name of Enrolled Child(ren): \_\_\_\_\_

Names of all household members (First, Middle Initial, Last)	CHECK IF A FOSTER CHILD (THE LEGAL RESPONSIBILITY OF A WELFARE AGENCY OR COURT) * IF ALL CHILDREN LISTED BELOW ARE FOSTER CHILDREN, SKIP TO PART 5 TO SIGN THIS FORM.	CHECK IF NO INCOME
	<input type="checkbox"/>	<input type="checkbox"/>
	<input type="checkbox"/>	<input type="checkbox"/>
	<input type="checkbox"/>	<input type="checkbox"/>
	<input type="checkbox"/>	<input type="checkbox"/>
	<input type="checkbox"/>	<input type="checkbox"/>
	<input type="checkbox"/>	<input type="checkbox"/>
	<input type="checkbox"/>	<input type="checkbox"/>

**Part 2. Benefits:** If any member of your household receives SNAP, TANF, or FDPIR, provide the name and eligibility number for the person who receives benefits. **If no one receives these benefits, skip to part 3.**

NAME: \_\_\_\_\_ ELIGIBILITY NUMBER: \_\_\_\_\_

**Part 3. (Applies only to parents/guardians with children enrolled in a day care home)** If any member of your household receives benefits listed on the enclosed *List of Eligible Federal/State Funded Programs (H1660)*, provide the name of the program and eligibility number:

NAME: \_\_\_\_\_ ELIGIBILITY NUMBER: \_\_\_\_\_

Check here if no case number

**Part 4. Total Household Gross Income—You must tell us how much and how often**

A. Name (List <b>only</b> household members with income)	B. Gross income and how often it was received			
	1. Earnings from work before deductions	2. Welfare, child support, alimony	3. Pensions, retirement, Social Security, SSI, VA benefits	4. All Other Income
<i>(Example)</i> Jane Smith	\$200/weekly	\$150/twice a month	\$100/monthly	\$200/bi-monthly
	\$ /	\$ /	\$ /	\$ /
	\$ /	\$ /	\$ /	\$ /
	\$ /	\$ /	\$ /	\$ /
	\$ /	\$ /	\$ /	\$ /
	\$ /	\$ /	\$ /	\$ /

**Part 5. Signature and Last Four Digits of Social Security Number (Adult must sign)**

An adult household member must sign this form. **If Part 4 is completed, the adult signing the form must also list the last four digits of his or her Social Security Number or mark the "I do not have a Social Security Number" box.** (See Privacy Act Statement on the next page.)

*I certify that all information on this form is true and that all income is reported. I understand that the center or day care home will get Federal funds based on the information I give. I understand that CACFP officials may verify the information. I understand that if I purposely give false information, the participant receiving meals may lose the meal benefits, and I may be prosecuted.*

Sign here: \_\_\_\_\_ Print name: \_\_\_\_\_

Date: \_\_\_\_\_

Address: \_\_\_\_\_ Phone Number: \_\_\_\_\_

City: \_\_\_\_\_ State: \_\_\_\_\_ Zip Code: \_\_\_\_\_

Last four digits of Social Security Number: \* \* \* - \* \* - \_\_\_\_\_  I do not have a Social Security Number



## CACFP MEAL BENEFIT INCOME ELIGIBILITY FORM (Child Care)

### Part 6. Participant's ethnic and racial identities (optional)

Mark one ethnic identity:

- Hispanic or Latino  
 Not Hispanic or Latino

Mark one or more racial identities:

- Asian  
 White  
 Black or African American  
 American Indian or Alaska Native  
 Native Hawaiian or Other Pacific Islander

### Part 7. Sharing Information With Other Programs: OPTIONAL

The above information may be disclosed for the purpose of enrolling children in the Children's Health Insurance Program (CHIP). Parents/guardians are not required to consent to such disclosure and electing not to allow disclosure will not adversely affect a child's eligibility.

- I do elect to allow my household information to be disclosed.  
 I do not elect to allow my household information to be disclosed.

**Don't fill out this part. This is for official use only.**

Annual Income Conversion: Weekly x 52, Every 2 Weeks x 26, Twice A Month x 24, Monthly x 12

Total Income: \_\_\_\_\_ Per:  Week,  Every 2 Weeks,  Twice A Month,  Month,  Year Household size: \_\_\_\_\_

Categorical Eligibility: \_\_\_\_\_ Date Withdrawn: \_\_\_\_\_ Eligibility: Free \_\_\_\_\_ Reduced \_\_\_\_\_ Denied \_\_\_\_\_ Tier I \_\_\_\_\_ Tier II \_\_\_\_\_

Reason: \_\_\_\_\_

Determining Official's Signature: \_\_\_\_\_ Date: \_\_\_\_\_

Confirming Official's Signature: \_\_\_\_\_ Date: \_\_\_\_\_

Follow-up Official's Signature: \_\_\_\_\_ Date: \_\_\_\_\_

#### Privacy Act Statement:

The Richard B. Russell National School Lunch Act requires the information on this application. You do not have to give the information, but if you do not, we cannot approve the participant for free or reduced price meals. You must include the last four digits of the Social Security Number of the adult household member who signs the application. The Social Security Number is not required when you apply on behalf of a foster child or you list a Supplemental Nutrition Assistance Program (SNAP), Temporary Assistance for Needy Families (TANF) Program or Food Distribution Program on Indian Reservations (FDPIR) eligibility number for the participant or other (FDPIR) identifier or when you indicate that the adult household member signing the application does not have a Social Security Number. We will use your information to determine if the participant is eligible for free or reduced price meals, and for administration and enforcement of the Program.

#### Non-discrimination Statement:

In accordance with Federal civil rights law and U.S. Department of Agriculture (USDA) civil rights regulations and policies, the USDA, its Agencies, offices, and employees, and institutions participating in or administering USDA programs are prohibited from discriminating based on race, color, national origin, sex, disability, age, or reprisal or retaliation for prior civil rights activity in any program or activity conducted or funded by USDA.

Persons with disabilities who require alternative means of communication for program information (e.g. Braille, large print, audiotope, American Sign Language, etc.), should contact the Agency (State or local) where they applied for benefits. Individuals who are deaf, hard of hearing or have speech disabilities may contact USDA through the Federal Relay Service at (800) 877-8339. Additionally, program information may be made available in languages other than English.

To file a program complaint of discrimination, complete the USDA Program Discrimination Complaint Form, (AD-3027) found online at: [http://www.ascr.usda.gov/complaint\\_filing\\_cust.html](http://www.ascr.usda.gov/complaint_filing_cust.html), and at any USDA office, or write a letter addressed to USDA and provide in the letter all of the information requested in the form. To request a copy of the complaint form, call (866) 632-9992. Submit your completed form or letter to USDA by:

- (1) mail: U.S. Department of Agriculture  
Office of the Assistant Secretary for Civil Rights  
1400 Independence Avenue, SW  
Washington, D.C. 20250-9410;  
This institution is an equal opportunity provider.  
(2) fax: (202) 690-7442; or (3) email: [program.intake@usda.gov](mailto:program.intake@usda.gov).